

STONELIO

For a natural design



CONTENT

Burdur Beige Quarry	3-4
Manolya Beige Marble	5-6
Crystal Beige Marble	7-8
Crystal Wave Marble	9-10
Lotus Yellow Marble	11-12
Lotus Pink Marble	13-14
Doce Emperador	15-16
Golden Beige	17-18
Kemalpaşa White Beige	19-20
Marble	21
Granit	22
Travertine	23
Others	24
Mosaic	25-26



STONELIO

ABOUT US

Stonelio is a team of young professionals, passionate about selling natural stone, travertine, marble, granite, andesite, onyx, limestone and products derived from natural stone like sinks, baths, fountains, steps, mosaic pavements etc.

We are known as manufacturers, owners of quarries and natural stone processing factories, located in Turkey and Egypt and as well, as natural stone suppliers on the local and international market.

Stonelio is part of TL Marble Group. TL Marble is one of the leading marble companies in Turkey and worldwide.

In order to satisfy all the customers needs, the main criteria to select our portfolio are high quality products, affordable/attractive prices and services that overpass the expectations of the most demanding clients.

Stonelio's promptness implies efficiency, rapidity and punctuality in answering the diversity of our customers requests. Identifying and delivering the right product will have as a result happy customers and will lead to a mutual long term collaboration, with benefits for both parties.

Through seriousness, involvement and a high range of quality products, we succeeded to develop a strong collaboration with architects, interior designers and landscapers, based on mutual respect and complete understanding of the technical and ambient needs.

Focusing on our customers needs and satisfaction, we offer concrete solutions that adapt to both small and unique projects and long term partnerships.

BURDUR BEIGE QUARRY



The quarry from Turkey covers 1.000.000 square meter of space and has the capacity to extract 3000 tons up to 10000 tons of Burdur Beige Marble.






MANOLYA BEIGE MARBLE



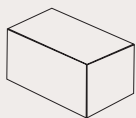
Physical Properties

Physical Properties

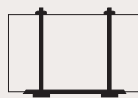
Polished	10 x 60 x 2 cm	2 cm steps
Brushed	15 x 60 x 2 cm	3 cm steps
Honed	20 x 60 x 2 cm	2 cm riser
Bush Hammered	25 x 60 x 2 cm	3 cm riser
Split Face	30 x 30 x 2 cm	2 cm slab
	30 x 60 x 2 cm	3 cm slab
	60 x 60 x 2 cm	
	80 x 80 x 2 cm	
	60 x 120 x 2 cm	



Blocks



Slabs



THE PHYSICAL PARAMETERS

Physical Properties	Unit	Range	Average Value
Scratch Hardness according to Mohs Scale	Mohs	---	3.0
*Real Density	Kg/m ³	2.68 - 2.71	2.7
Dry unit weight	Gr/cm ³	2.63 - 2.70	2.67
Saturated unit weight	Gr/cm ³	2.63 - 2.73	2.68
Water absorption at atmospheric pressure	%	0.033 - 0.087	0.048
Absorption by volume	%	0.072 - 0.094	0.080
Apparent porosity	%	00.72 - 0.094	0.080
Compacity	%	98.86 - 99.89	99.63
Water arbsorption coefficient by capillarity	g/m ² .s ^{0.5}	---	---
Abrasion resistance (Wide wheel abrasion)		9.11 - 12.16	10.16
Fire reaction	Class	---	AI

MANOLYA BEIGE MARBLE



Application




CRYSTAL BEIGE MARBLE



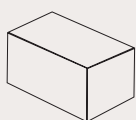
Physical Properties

Physical Properties

Polished	10 x 60 x 2 cm	2 cm steps
Brushed	15 x 60 x 2 cm	3 cm steps
Honed	20 x 60 x 2 cm	2 cm riser
Bush Hammered	25 x 60 x 2 cm	3 cm riser
Split Face	30 x 30 x 2 cm	2 cm slab
	30 x 60 x 2 cm	3 cm slab
	60 x 60 x 2 cm	
	80 x 80 x 2 cm	
	60 x 120 x 2 cm	



Blocks



Slabs



THE PHYSICAL PARAMETERS

Physical Properties	Unit	Range	Average Value
Scratch Hardness according to Mohs Scale	Mohs	---	3.0
*Real Density	Kg/m ³	2.68 - 2.71	2.7
Dry unit weight	Gr/cm ³	2.63 - 2.70	2.67
Saturated unit weight	Gr/cm ³	2.63 - 2.73	2.68
Water absorption at atmospheric pressure	%	0.033 - 0.087	0.048
Absorption by volume	%	0.072 - 0.094	0.080
Apparent porosity	%	00.72 - 0.094	0.080
Compasity	%	98.86 - 99.89	99.63
Water arbsorption coefficient by capillarity	g/m ² .s ^{0.5}	---	---
Abrasion resistance (Wide wheel abrasion)		9.11 - 12.16	10.16
Fire reaction	Class	---	AI

CRYSTAL BEIGE MARBLE



Application



CRYSTAL WAVE MARBLE



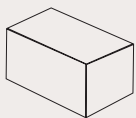
Physical Properties

Physical Properties

Polished	10 x 60 x 2 cm	2 cm steps
Brushed	15 x 60 x 2 cm	3 cm steps
Honed	20 x 60 x 2 cm	2 cm riser
Bush Hammered	25 x 60 x 2 cm	3 cm riser
Split Face	30 x 30 x 2 cm	2 cm slab
	30 x 60 x 2 cm	3 cm slab
	60 x 60 x 2 cm	
	80 x 80 x 2 cm	
	60 x 120 x 2 cm	



Blocks



Slabs



THE PHYSICAL PARAMETERS

Physical Properties	Unit	Range	Average Value
Scratch Hardness according to Mohs Scale	Mohs	---	3.0
*Real Density	Kg/m ³	2.68 - 2.71	2.7
Dry unit weight	Gr/cm ³	2.63 - 2.70	2.67
Saturated unit weight	Gr/cm ³	2.63 - 2.73	2.68
Water absorption at atmospheric pressure	%	0.033 - 0.087	0.048
Absorption by volume	%	0.072 - 0.094	0.080
Apparent porosity	%	00.72 - 0.094	0.080
Compacity	%	98.86 - 99.89	99.63
Water arbsorption coefficient by capillarity	g/m ² .s ^{0.5}	---	---
Abrasion resistance (Wide wheel abrasion)		9.11 - 12.16	10.16
Fire reaction	Class	---	AI

CRYSTAL WAVE MARBLE



Application

LOTUS YELLOW MARBLE






Physical Properties

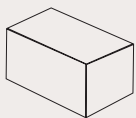
Polished
Brushed
Honed
Bush Hammered
Split Face

Physical Properties

10 x 60 x 2 cm 2 cm steps
15 x 60 x 2 cm 3 cm steps
20 x 60 x 2 cm 2 cm riser
25 x 60 x 2 cm 3 cm riser
30 x 30 x 2 cm 2 cm slab
30 x 60 x 2 cm 3 cm slab
60 x 60 x 2 cm
80 x 80 x 2 cm
60 x 120 x 2 cm



Blocks



Slabs



THE PHYSICAL PARAMETERS

Physical Properties	Unit	Range	Average Value
Scratch Hardness according to Mohs Scale	Mohs	---	3.0
*Real Density	Kg/m ³	2.68 - 2.71	2.7
Dry unit weight	Gr/cm ³	2.63 - 2.70	2.67
Saturated unit weight	Gr/cm ³	2.63 - 2.73	2.68
Water absorption at atmospheric pressure	%	0.033 - 0.087	0.048
Absorption by volume	%	0.072 - 0.094	0.080
Apparent porosity	%	00.72 - 0.094	0.080
Compasity	%	98.86 - 99.89	99.63
Water arbsorption coefficient by capillarity	g/m ² .s ^{0.5}	---	---
Abrasion resistance (Wide wheel abrasion)		9.11 - 12.16	10.16
Fire reaction	Class	---	AI

LOTUS YELLOW MARBLE



Application




LOTUS PINK MARBLE



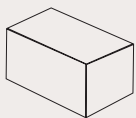
Physical Properties

Physical Properties

Polished	10 x 60 x 2 cm	2 cm steps
Brushed	15 x 60 x 2 cm	3 cm steps
Honed	20 x 60 x 2 cm	2 cm riser
Bush Hammered	25 x 60 x 2 cm	3 cm riser
Split Face	30 x 30 x 2 cm	2 cm slab
	30 x 60 x 2 cm	3 cm slab
	60 x 60 x 2 cm	
	80 x 80 x 2 cm	
	60 x 120 x 2 cm	



Blocks



Slabs



THE PHYSICAL PARAMETERS





Physical Properties	Unit	Range	Average Value
Scratch Hardness according to Mohs Scale	Mohs	---	3.0
*Real Density	Kg/m ³	2.68 - 2.71	2.7
Dry unit weight	Gr/cm ³	2.63 - 2.70	2.67
Saturated unit weight	Gr/cm ³	2.63 - 2.73	2.68
Water absorption at atmospheric pressure	%	0.033 - 0.087	0.048
Absorption by volume	%	0.072 - 0.094	0.080
Apparent porosity	%	00.72 - 0.094	0.080
Compasity	%	98.86 - 99.89	99.63
Water arbsorption coefficient by capillarity	g/m ² .s ^{0.5}	---	---
Abrasion resistance (Wide wheel abrasion)		9.11 - 12.16	10.16
Fire reaction	Class	---	AI

LOTUS PINK MARBLE



Application

DOCE EMPERADOR






Physical Properties

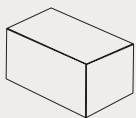
Polished
Brushed
Honed
Bush Hammered
Split Face

Physical Properties

10 x 60 x 2 cm 2 cm steps
15 x 60 x 2 cm 3 cm steps
20 x 60 x 2 cm 2 cm riser
25 x 60 x 2 cm 3 cm riser
30 x 30 x 2 cm 2 cm slab
30 x 60 x 2 cm 3 cm slab
60 x 60 x 2 cm
80 x 80 x 2 cm
60 x 120 x 2 cm



Blocks



Slabs



MYSIA BEIGE TEST ANALYSIS RAPORT						
Test/Analysis			Test/Analysis Method			
(Determination of apparent density, total open porosity)			TS EN 1936			
Test No	Test 1	Test 2	Test 3	Test 4	Test 5	Test 6
Sample Size (mm)	70x70x70	70x70x70	70x70x70	70x70x70	70x70x70	70x70x70
Apparent Density (kg/m ³)	2653	2651	2642	2645	2649	2634
Open Porosity (%)	0,62	0,62	0,70	2645	0,78	1,08
Open Porosity (%)	2,39	2,46	2,78	2,63	2,52	3,09
Average Values	Apparent Density (kg/m ³)		Open Porosity (%) 0,81		Total Porosity (%) 2,66	
Standard Deviation	6,98		0,21		0,26	

DOCE EMPERADOR



Application

GOLDEN BEIGE






Physical Properties

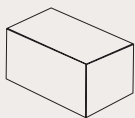
Polished
Brushed
Honed
Bush Hammered
Split Face

Physical Properties

10 x 60 x 2 cm 2 cm steps
15 x 60 x 2 cm 3 cm steps
20 x 60 x 2 cm 2 cm riser
25 x 60 x 2 cm 3 cm riser
30 x 30 x 2 cm 2 cm slab
30 x 60 x 2 cm 3 cm slab
60 x 60 x 2 cm
80 x 80 x 2 cm
60 x 120 x 2 cm



Blocks



Slabs



MYSIA BEIGE TEST ANALYSIS RAPORT						
Test/Analysis			Test/Analysis Method			
(Determination of apparent density, total open porosity)			TS EN 1936			
Test No	Test 1	Test 2	Test 3	Test 4	Test 5	Test 6
Sample Size (mm)	70x70x70	70x70x70	70x70x70	70x70x70	70x70x70	70x70x70
Apparent Density (kg/m ³)	2653	2651	2642	2645	2649	2634
Open Porosity (%)	0,62	0,62	0,70	2645	0,78	1,08
Open Porosity (%)	2,39	2,46	2,78	2,63	2,52	3,09
Average Values	Apparent Density (kg/m ³)		Open Porosity (%) 0,81		Total Porosity (%) 2,66	
Standard Deviation	6,98		0,21		0,26	




GOLDEN BEIGE



Application


KEMALPAŞA WHITE



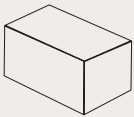
Physical Properties

Physical Properties

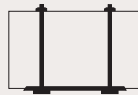
Polished	10 x 60 x 2 cm	2 cm steps
Brushed	15 x 60 x 2 cm	3 cm steps
Honed	20 x 60 x 2 cm	2 cm riser
Bush Hammered	25 x 60 x 2 cm	3 cm riser
Split Face	30 x 30 x 2 cm	2 cm slab
	30 x 60 x 2 cm	3 cm slab
	60 x 60 x 2 cm	
	80 x 80 x 2 cm	
	60 x 120 x 2 cm	



Blocks



Slabs



MYSIA BEIGE TEST ANALYSIS RAPORT


Test/Analysis		Test/Analysis Method				
(Determination of apparent density, total open porosity)		TS EN 1936				
Test No	Test 1	Test 2	Test 3	Test 4	Test 5	Test 6
Sample Size (mm)	70x70x70	70x70x70	70x70x70	70x70x70	70x70x70	70x70x70
Apparent Density (kg/m ³)	2653	2651	2642	2645	2649	2634
Open Porosity (%)	0,62	0,62	0,70	2645	0,78	1,08
Open Porosity (%)	2,39	2,46	2,78	2,63	2,52	3,09
Average Values	Apparent Density (kg/m ³)		Open Porosity (%) 0,81		Total Porosity (%) 2,66	
Standard Deviation	6,98		0,21		0,26	

KEMALPAŐA WHITE



Application

MARBLE




Alexandir Grey



Emperador



Emperador Light



Emperador Olive



Milly Brown



Pietra Grey




Zafrena Beige



Zafrena Rose




Barceleno Grey



Black and Gold



Calacatta Vena



Leilac



Marble Tundra Grey




Marble Maron Perla



Mugla White




Panda



Rossa Laguna




Rustik Marble Green




Toros Black


GRANITE



Bianco Halayb



New Halayb



Ghiandone



Rosa El Nasr



Negru Aswan



Red Aswan



Verdi Ghazal Light



Verdi Ghazal Dark

Available sizes

70 x 240up x 1,8 cm
80 x 240up x 1,8 cm
30 x 30 x 1,5 cm
40 x 40 x 1,5 cm
30 x 60 x 1,5 cm
60 x 60 x 1,5 cm

120 x 35 x 1,8 cm
10 x 15 x 50 cm
20 x 25 x 50 cm
10 x 10 x 8 cm
10 x 10 x 5 cm
5 x 5 x 5 cm

Physical Properties

Polished
Flamed

TRAVERTINE



Classic



Red Travertine




Travertine



Nove Vein



Silver Travertine



Silver Brushed



Silver Vein Cut

Available sizes

- 30 x 60 x 2 cm
- 60 x 60 x 2 cm
- 40 x 80 x 2 cm
- 30.5 x 61 x 1.2 cm
- 30.5 x 45.7 x 1.2 cm
- 20.3 x 20.3 x 1.2 cm
- 20.3 x 20.3 x 3 cm
- 20.3 x 40.6 x 1.2 cm
- 20.3 x 40.6 x 3 cm
- 40.6 x 61 x 1.2 cm
- 40.6 x 61 x 3 cm
- 40.6 x 40.6 x 1.2 cm
- 40.6 x 40.6 x 3 cm
- 45.7 x 45.7 x 1.2 cm
- 10 x 10 x 1 cm
- 7.5 x 15 x 1 cm
- 15 x 15 x 1 cm
- 20 x 20 x 1 cm



Tumbled Light



Tumbled Red



Tumbled



Tumbled Noche



Tumbled Yellow



Tumbled Silver



White Vein Cut

LIMESTONE



Galala



Mania



Selvia

160 x 300 x 2 cm | 160 x 300 x 3 cm | 30 x 30 x 1,5 cm
30 x 60 x 1,5 cm | 60 x 60 x 1,5 cm | 120 x 35 x 2 cm

SPLITFACES WALL PANELS



Gray Splitface
7 x 30 cm



White Splitface
8 x 22 cm



Beige Splitface
8 x 22 cm



Yellow Splitface
7 x 30 cm

MADELIONS



**ONYX
BASALT
ANDESINE
SINKS
FIREPLACES
TOMBSTONES**


MOSAIC



Boomerang



Hexagon



King Becks



Hexagon 3D




Luxury Long Hexagon



Society



Beveled



Hypnosis



Plus




Infinity




Classic Splitface



Mix Splitface




Silver Splitface



Yellow Splitface



Lymra Splitface




King Black Splitface



Lymra Splitface



Yellow Splitface



Scabos Splitface



M. White Splitface



Noche Splitface



King Black Splitface



Silver Splitface 3D




Classic Splitface



King Black Splitface

MOSAIC



Silver Splitface




Noche Honed Splitface



Silver Honed Splitface



Classic Honed Splitface



Scabos Splitface




Classic Splitface



Silver Splitface



Classic Splitface



Valencia Splitface



Philadelphia



Splitface



Silver Splitface



Noche Splitface




Blue Gefarnato



Dolamit Stone Arabesque



Tundra Grey Candle



King Black Hexagon



Dolamit Umbrella



King Black Diamond



Silver Beveled



Classic Beveled



Dolamit Stone Hexagon



Crema Nova Hexagon



Classic Candy



Classic Bevel

BURDUR BEIGE QUARRY

Our factory spread over 5000 square meters and has the capacity of produce over 25000 square meter per month of slabs & cut the size.







STONELIO

Calea Bucureștilor, colț cu Intrarea Garoafelor Nr. 2,
Otopeni, județul Ilfov
office@stonelio.com
+40 740 500 111

Strada Carierei nr. 2, oras Ovidiu, judetul Constanta
constantina@stonelio.com
+40 740 500 888

www.stonelio.com